



**RESEARCH - RANKINGS - DATA - INSIGHTS**

# **CORPORATE EXECUTIVE SUMMARY**

---

Introducing the new Corporate Executive Summary – a personalized, data-driven report that empowers you with game-changing insights and actionable intelligence. This report is generated seamlessly from your Corporate Dashboard, delivering a comprehensive view of your company's performance with a unified, visually engaging report that paints a vivid picture of your organization's successes and opportunities.

**For more information:**

**Marketing Team**

[marketing@iiresearch.com](mailto:marketing@iiresearch.com)



**Institutional Investor Research**

[www.iiresearch.com](http://www.iiresearch.com)

## *Unlock Unparalleled Business Insights with the All-New Corporate Executive Summary*

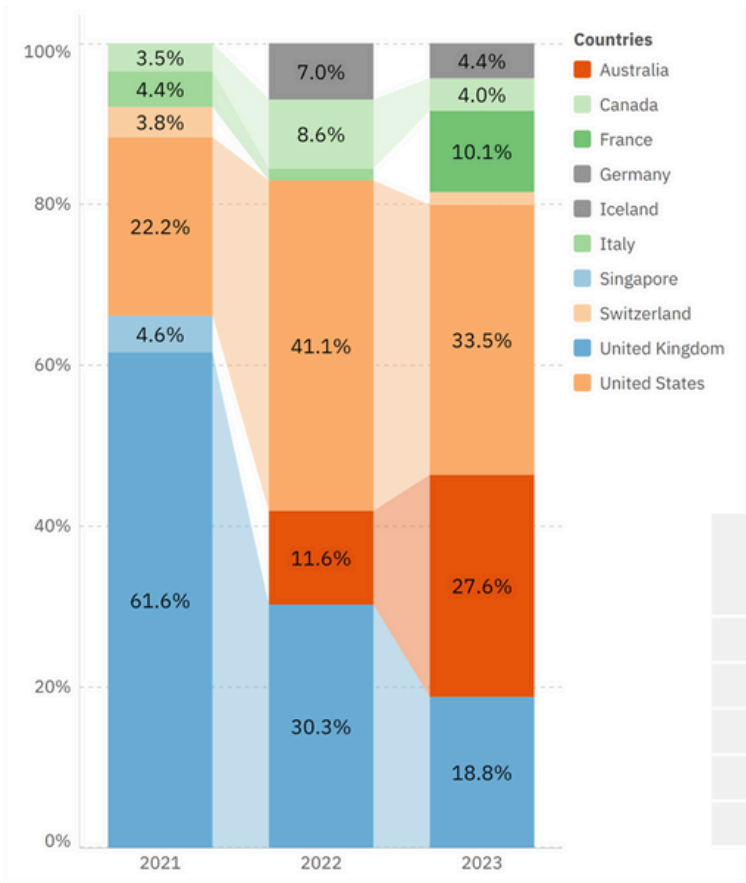
**With the Corporate Executive Summary, you'll unlock:**

- **Powerful Data Insights:** Dive deep into the heart of your company's data, uncovering trends, opportunities, and areas for optimization that will propel your business forward.
- **Competitor/Peer Analysis:** Stay ahead of the competition with in-depth analysis, enabling you to make informed, strategic decisions that solidify your market position.
- **Management and Investor Relations:** Impress stakeholders and investors with comprehensive analysis and clear, concise reporting on your company's Management and IR program.
- **Accelerated Decision-Making:** With data at your fingertips, you'll be empowered to make swift, data-driven decisions that deliver growth.

*Book a meeting with us to find out more. [Contact marketing@iiresearch.com](mailto:contact.marketing@iiresearch.com)*

# Participation

Voter Participation by Country














Investor Firm Overview (ex: Firm X)

	Overall
Best IR Team	12th
Best IR Program	11th
Best ESG Program	11th
Best Company Board	12th
Best Analyst Days	12th

Europe	United Kingdom	United States	Rest of World
22	17th	5th	4th
18th	21	3rd	2nd
31	15th	5th	2nd
-	3rd	-	-
23	33	5th	2nd

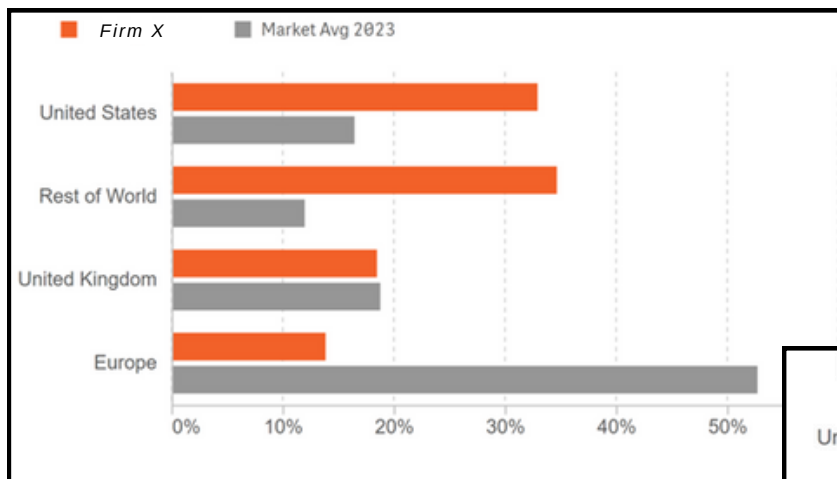
## Competitive Positioning

### Scores & Rankings: Banks

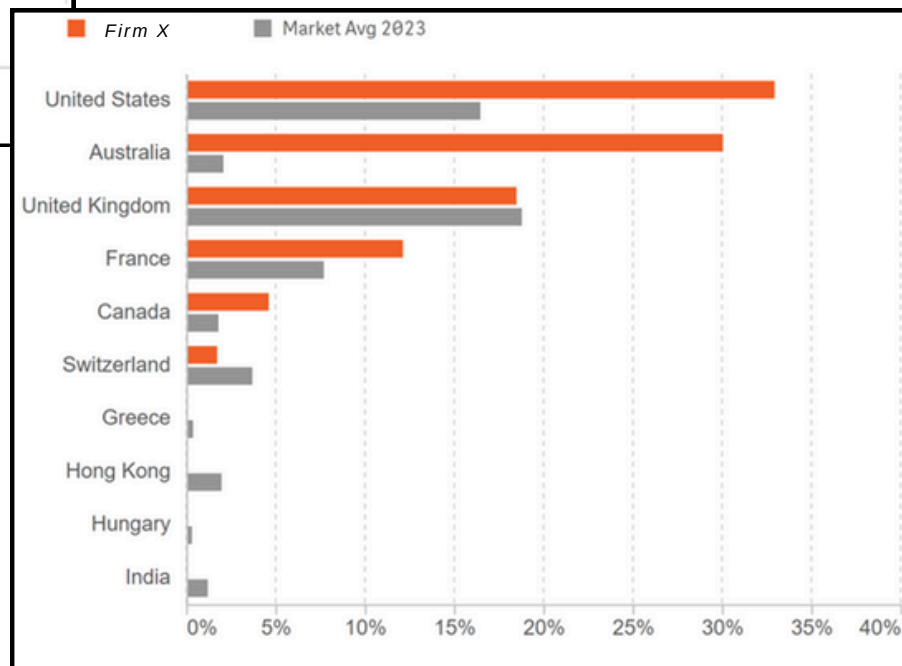
Company	Score 2023	Score 2023	Score Delta YoY	Rank 2023	Rank Delta YoY	Avg Rtg 2023	Avg Rtg Delta YoY
List of Firms		19.7%	5.2%	1	0	4.7	0.2
		10.8%	4.4%	2	1	4.6	0.3
		8.3%	-3.3%	3	-1	4.2	-0.2
		6.8%	1.2%	4	1	4.5	0.0
		6.0%	1.7%	5	2	4.3	0.1
		4.0%	-2.2%	6	-2	4.4	-0.1
		3.6%	0.4%	7	1	4.4	-0.0
		3.4%	0.2%	8	1	4.4	-0.1
		3.4%	-1.7%	9	-3	4.7	0.1
		3.2%	-0.0%	10	0	4.6	0.3
		2.2%	0.0%	12	0	4.8	0.1

## Assessment of Growth Prospects

**Vote Count vs Mk. by Voter Region**



**Vote Count vs Mk. by Voter Country (Top 10)**



## Management of Team Rating

### Best CEO - Score Analysis

Best CEO 2023	Rank 2023	Score Delta Firm X & Peer Group	Score Delta Firm X to 1st
	▲		
Leadership	14	-4.0%	-20.6%
Credibility	14	-4.1%	-20.3%
Communication	14	-4.1%	-20.2%

### Best CFO - Score Analysis

Best CFO 2023	Rank 2023	Score Delta Firm X & Peer Group	Score Delta Firm X to 1st
	▲		
Financial Stewardship	30	-8.0%	-22.8%
Capital Allocation	30	-7.9%	-23.4%
Communication	31	-7.9%	-22.9%

## Vote Penetration

